

Wall Street College's online courses utilize two systems: **aXcelerate** and **Moodle**. This guideline aims to briefly introduce how to use these two systems to participate in Wall Street College's online courses. If you have any questions, please feel free to contact admissions@wallstreet.edu.au and a Wall Street College Student Support Officer will contact you as soon as possible.

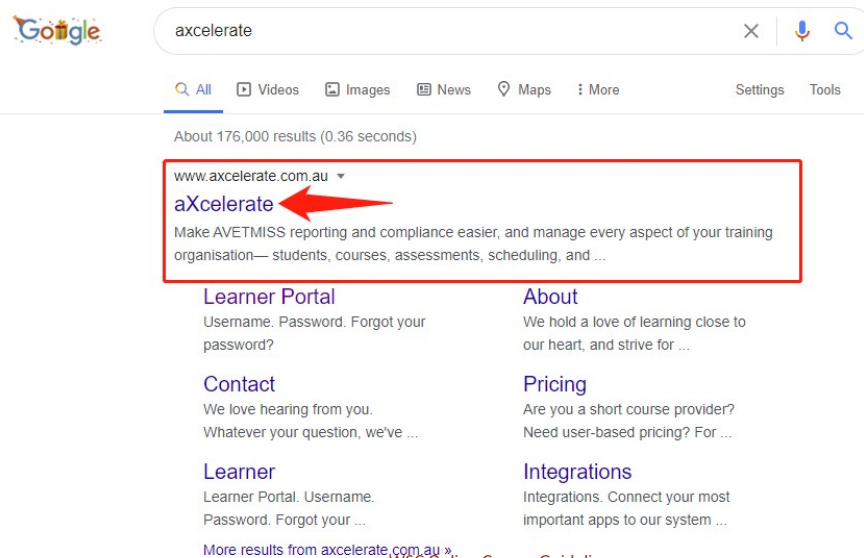
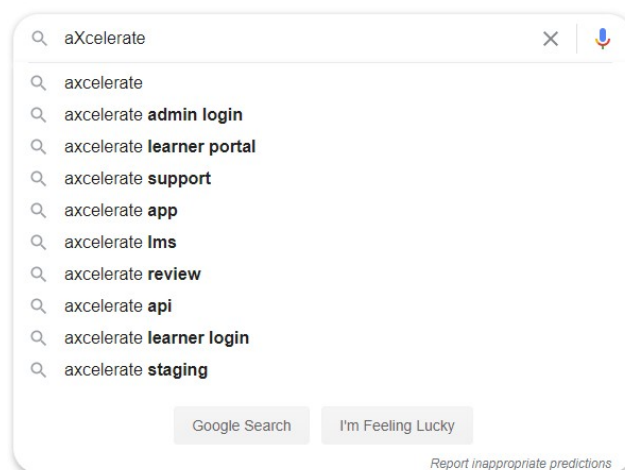
aXcelerate

HOW TO LOGIN AXCELERATE

There are two main ways to login to aXcelerate.

Option 1:

Visit the aXcelerate student portal website: <https://admin.axcelerate.com.au/learnerPortal/>
 Search for aXcelerate on Google to enter the login interface of aXcelerate.



Option 2:

Click on Student Portal on Wall Street College's official website, and then click aXcelerate to enter the aXcelerate login interface.



[Home](#) » [Student Portal](#)

Student Portal

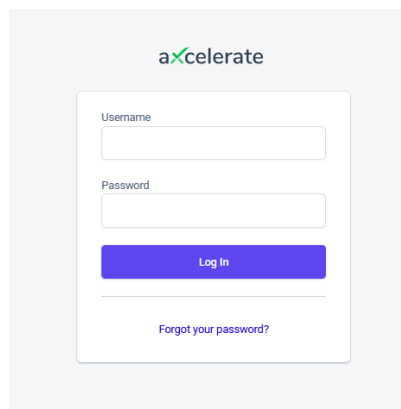
Please click the link below to join your online course of Wall Street College:

[aXcelerate](#)

[Moodle](#)

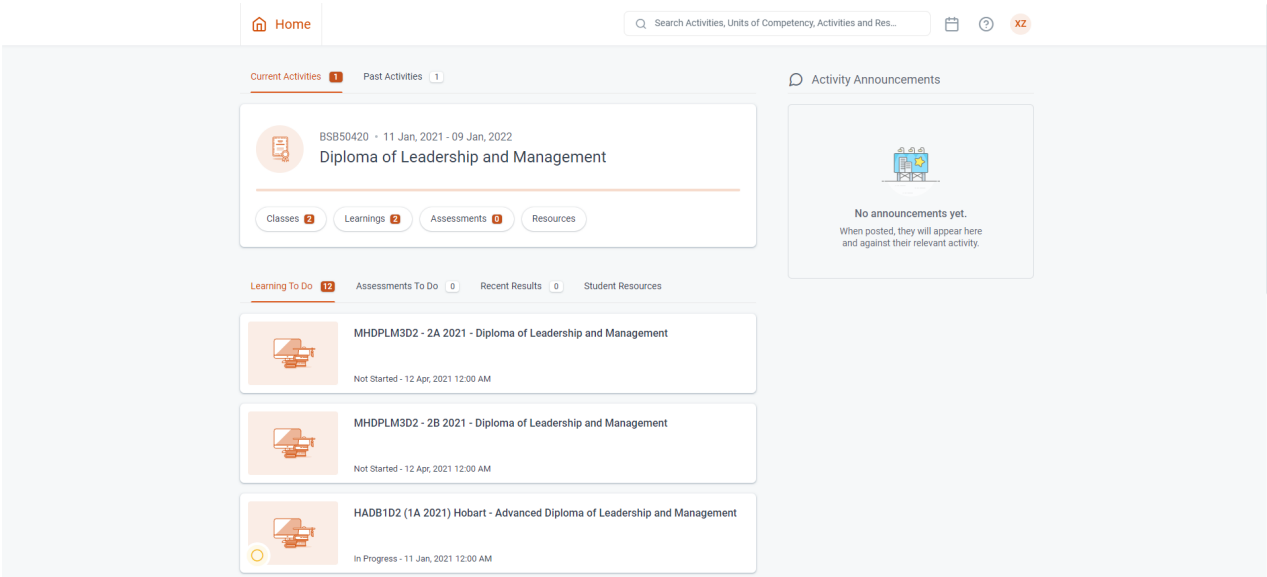
When you enter the login interface of aXcelerate, please enter your aXcelerate account username and password to log in.

*You should have already received your login details via email. If you haven't received it, please check your junk mailbox, or contact us as soon as possible.

A screenshot of the aXcelerate login interface. It features the 'aXcelerate' logo at the top. Below the logo is a form with two input fields: 'Username' and 'Password'. A blue 'Log In' button is positioned below the password field. At the bottom of the form, there is a link that says 'Forgot your password?'. The entire form is set against a light gray background.

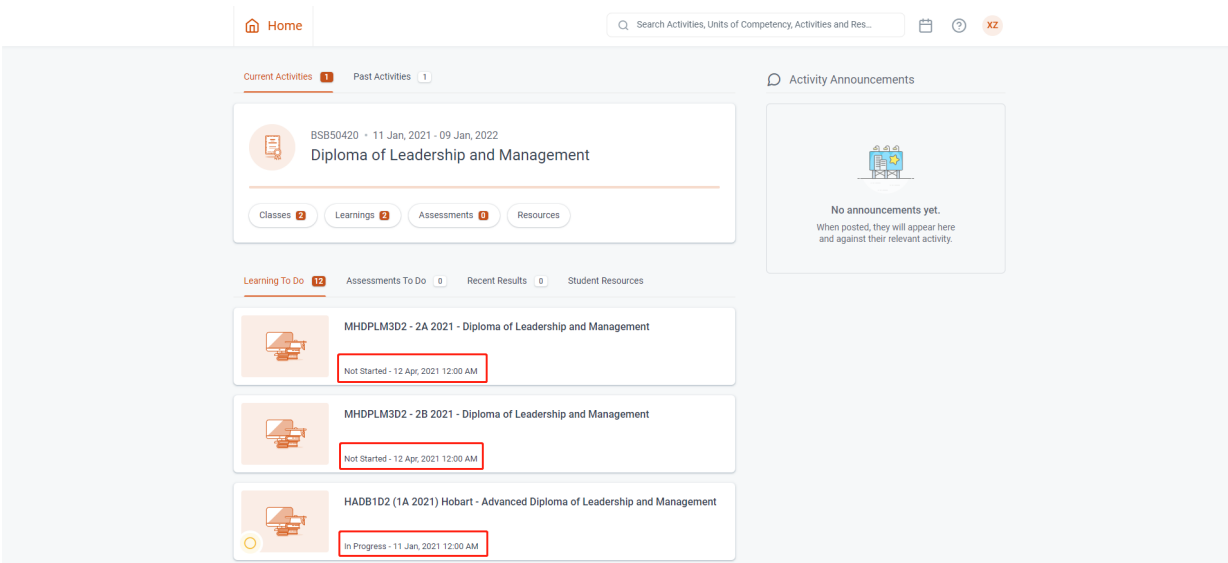
HOW TO USE AXCELERATE

After you log in to aXcelerate, you will see your class information, including the course start and end dates, course location and course status.



The screenshot shows the aXcelerate dashboard. At the top, there is a 'Home' button and a search bar. Below the search bar, there are tabs for 'Current Activities' (1) and 'Past Activities' (1). The main content area displays the 'Diploma of Leadership and Management' course, which is scheduled from 11 Jan, 2021 to 09 Jan, 2022. Below the course title, there are buttons for 'Classes' (2), 'Learnings' (2), 'Assessments' (0), and 'Resources'. To the right, there is a section for 'Activity Announcements' with a message: 'No announcements yet. When posted, they will appear here and against their relevant activity.' Below the course information, there is a section for 'Learning To Do' (12), 'Assessments To Do' (0), 'Recent Results' (0), and 'Student Resources'. The 'Learning To Do' section lists three activities: 'MHDPLM3D2 - 2A 2021 - Diploma of Leadership and Management' (Not Started - 12 Apr, 2021 12:00 AM), 'MHDPLM3D2 - 2B 2021 - Diploma of Leadership and Management' (Not Started - 12 Apr, 2021 12:00 AM), and 'HADB1D2 (1A 2021) Hobart - Advanced Diploma of Leadership and Management' (In Progress - 11 Jan, 2021 12:00 AM).

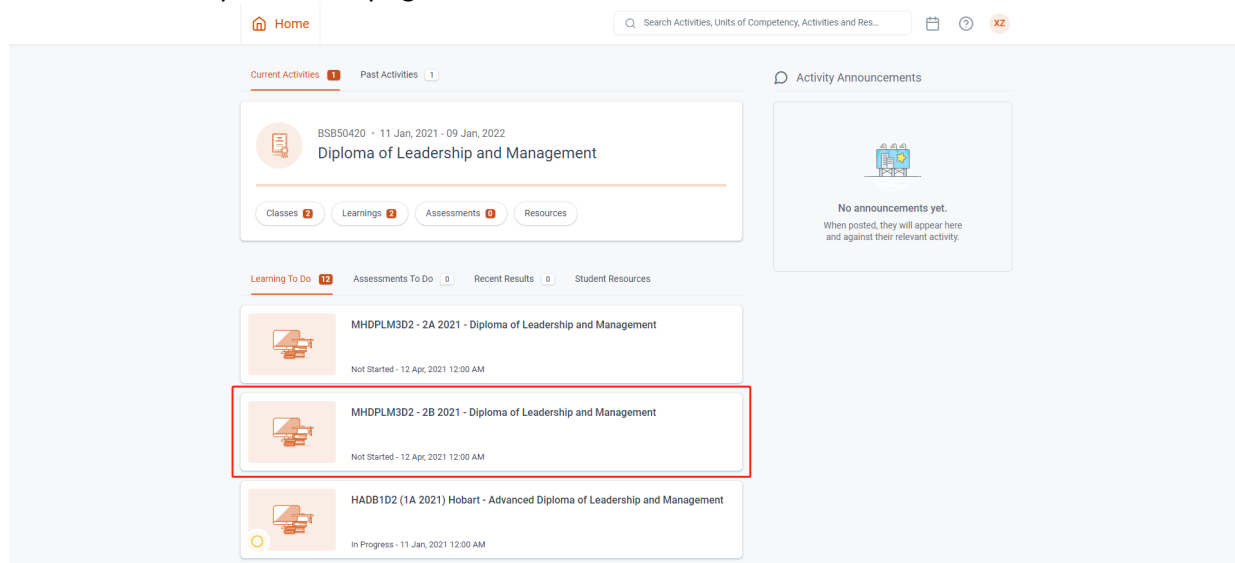
Highlighted below with a red box is the start date of every class.



This screenshot is identical to the previous one, but with the start dates of the classes in the 'Learning To Do' section highlighted with red boxes. The highlighted dates are: 'Not Started - 12 Apr, 2021 12:00 AM' for the first two classes and 'In Progress - 11 Jan, 2021 12:00 AM' for the third class.

You can identify the class you are currently studying according to your class date.

Click on the class you are studying.



Home

Search Activities, Units of Competency, Activities and Res...

Current Activities 1 Past Activities 1

BSB50420 - 11 Jan, 2021 - 09 Jan, 2022
Diploma of Leadership and Management

Classes 2 Learnings 2 Assessments 0 Resources

Learning To Do 12 Assessments To Do 0 Recent Results 0 Student Resources

MHDPLM3D2 - 2A 2021 - Diploma of Leadership and Management
 Not Started - 12 Apr, 2021 12:00 AM

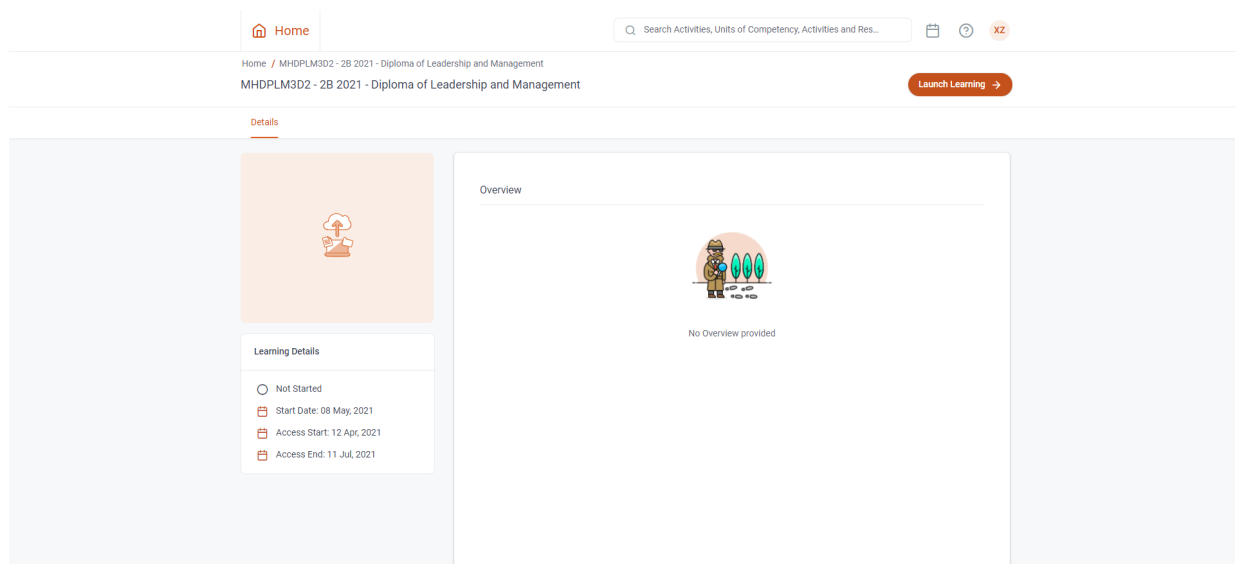
MHDPLM3D2 - 2B 2021 - Diploma of Leadership and Management
 Not Started - 12 Apr, 2021 12:00 AM

HADB1D2 (1A 2021) Hobart - Advanced Diploma of Leadership and Management
 In Progress - 11 Jan, 2021 12:00 AM

Activity Announcements

No announcements yet.
 When posted, they will appear here and against their relevant activity.

Your webpage will redirect to the information details page of this class.



Home

Search Activities, Units of Competency, Activities and Res...

Home / MHDPLM3D2 - 2B 2021 - Diploma of Leadership and Management
MHDPLM3D2 - 2B 2021 - Diploma of Leadership and Management Launch Learning →

Details

Learning Details

☐ Not Started

Start Date: 08 May, 2021

Access Start: 12 Apr, 2021

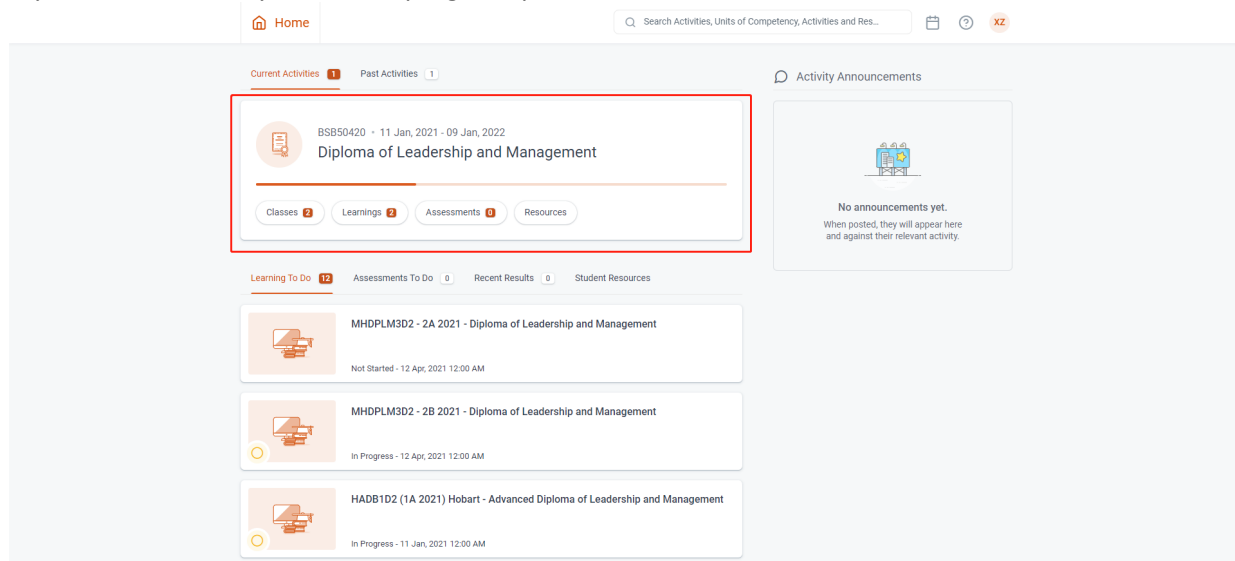
Access End: 11 Jul, 2021

Overview

No Overview provided

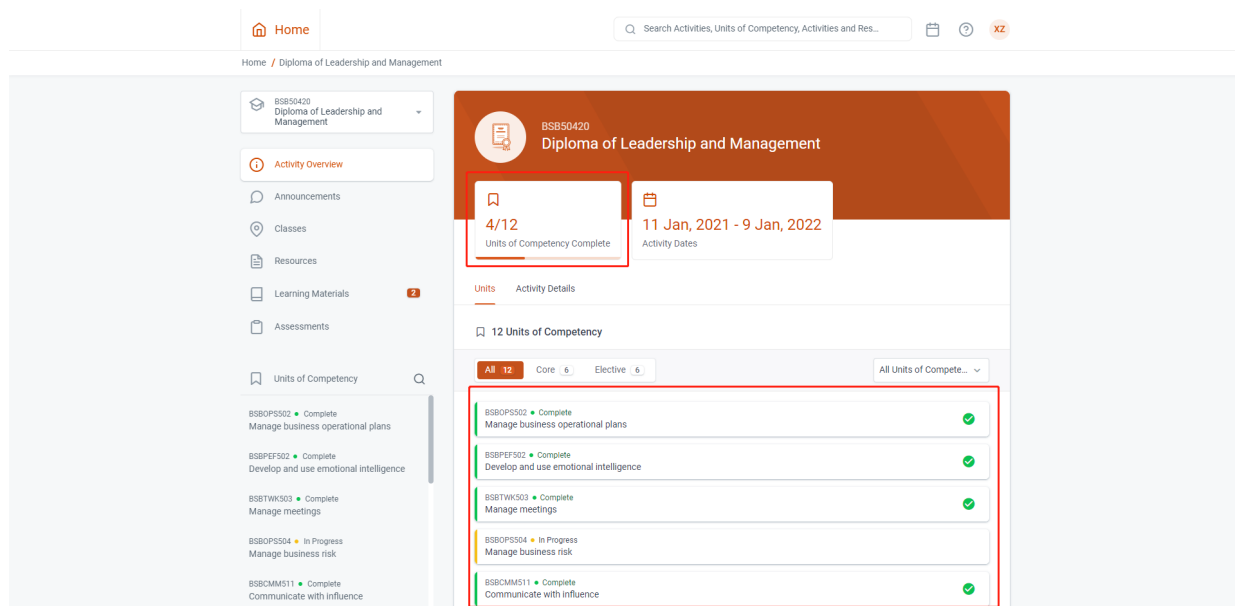
Click "launch learning" and your page will redirect to the corresponding Moodle page.

If you need to check your course progress, please click on the course name.



The dashboard shows the 'Current Activities' section with a red box highlighting the 'Diploma of Leadership and Management' course. Below this, there are tabs for 'Classes', 'Learnings', 'Assessments', and 'Resources'. The 'Learnings' tab is active, showing a list of learning activities with their status (Not Started, In Progress) and completion dates.

Your webpage will redirect to the course detail page.



The course detail page shows the 'Diploma of Leadership and Management' course. It includes a sidebar with navigation links like 'Activity Overview', 'Announcements', 'Classes', 'Resources', 'Learning Materials', 'Assessments', and 'Units of Competency'. The main content area displays the course overview, including the number of units completed (4/12) and the activity dates (11 Jan, 2021 - 9 Jan, 2022). A red box highlights the 'Units of Competency' section, which lists 12 units with their completion status (Complete, In Progress) and a green checkmark indicating completion.


You can check your course progress and other detailed information on this page.

Please do not hesitate to send an email to your trainer or our admin team if you have any problems using xAccelerate.

Moodle

After you enter Moodle through aXcelerate, you can access all learning resources.

HOW TO USE MOODLE

	Announcements	
	Zoom Online Session	<input checked="" type="checkbox"/>
	Attendance	<input checked="" type="checkbox"/>
	Turnitin Plagiarism Check	<input checked="" type="checkbox"/>
	Assessments & Supporting Documents	<input checked="" type="checkbox"/>
	Student Resources 09-20	<input checked="" type="checkbox"/>
	BSBMKG609 Slideshow V1.0 09-20	<input checked="" type="checkbox"/>

ADLM-D1 [Summer]

	ADLM-D1 [Summer] Final Submission	<input checked="" type="checkbox"/>
	Week1 (17/08) Monday Session [9:30AM - 5:30PM]	<input checked="" type="checkbox"/>
	Week1 (18/08) Tuesday Session [9:30AM - 5:30PM]	<input checked="" type="checkbox"/>
	Week 1 (19/08) Wednesday Session [9:00AM - 1:00PM]	<input checked="" type="checkbox"/>
	Week 2 (24/08) Monday Session [9:30AM - 5:30PM]	<input checked="" type="checkbox"/>
	Week 2 (25/08) Tuesday Session [9:30AM - 5:30PM]	<input checked="" type="checkbox"/>
	Week 2 (26/08) Wednesday Session [9:00AM - 1:00PM]	<input checked="" type="checkbox"/>
	Week 3 (31/08) Monday Session [9:30AM - 5:30PM]	<input checked="" type="checkbox"/>
	Week 3 (01/09) Tuesday Session [9:30AM - 5:30PM]	<input checked="" type="checkbox"/>
	Week 3 (02/09) Wednesday Session [9:00AM - 1:00PM]	<input checked="" type="checkbox"/>
	Week 4 (07/09) Monday Session [9:30AM - 5:30PM]	<input checked="" type="checkbox"/>
	Week 4 (08/09) Tuesday Session [9:30AM - 5:30PM]	<input checked="" type="checkbox"/>
	Week 4 (09/09) Wednesday Session [9:00AM - 1:00PM]	<input checked="" type="checkbox"/>
	Week 5 (14/09) Monday Session [9:30AM - 5:30PM]	<input checked="" type="checkbox"/>
	Week 5 (15/09) Tuesday Session [9:30AM - 5:30PM]	<input checked="" type="checkbox"/>
	Week 5 (16/09) Wednesday Session [9:00AM - 1:00PM]	<input checked="" type="checkbox"/>

Below you will find an explanation for each of the symbols shown above:



Zoom Online Session will be your old lecture recording storage.



Turnitin Plagiarism Check will be your plagiarism check function.



Student Resources 09-20 will be where your resources are available.



Final Submission will be your assessment submission link.



Week1 (17/08) Monday Session [9:30AM - 5:30PM] will be your online course Zoom information detail.